






▶ **K-2 SAMPLE PAGES**

Now you try!



Put a circle around the big one.

BIG



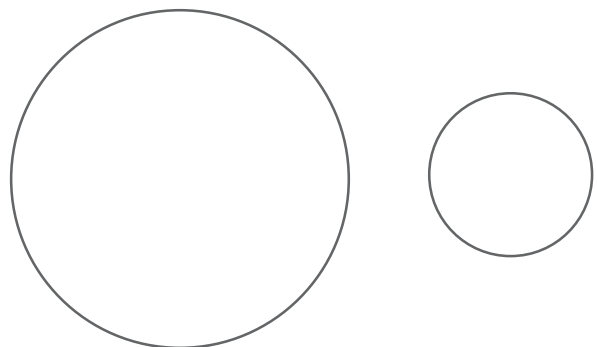

Big

Look!



Little



Circle the big one.



Write the letter. Circle the picture.

r

Handwriting lines for the letter 'r' consisting of a solid top line, a dashed middle line, and a solid bottom line.




t

Handwriting lines for the letter 't' consisting of a solid top line, a dashed middle line, and a solid bottom line.




m

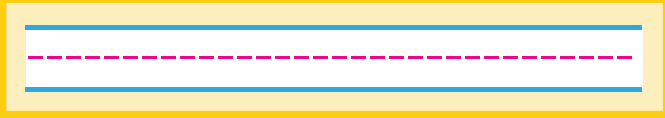
Handwriting lines for the letter 'm' consisting of a solid top line, a dashed middle line, and a solid bottom line.



b

Handwriting lines for the letter 'b' consisting of a solid top line, a dashed middle line, and a solid bottom line.






Circle the letter.




c

r




h

g



h

j



s

n



s

j



l

m



b

c



k

t

1. MEN OF THE NEW TESTAMENT

You will learn about Lazarus.
You will learn about Thomas.
You will learn about Stephen.
You will learn how God helped these men.

Lazarus

(John 11:1-44)

Mary and Martha were sisters.
Lazarus was their brother.
They were friends of Jesus.
Jesus would stay at their home.
They loved Jesus.
One day, Lazarus became very sick.
Mary and Martha were worried!
Jesus was in another town.



| Lazarus

Mary asked Jesus to come to her house.
She wanted Jesus to heal her brother.
Lazarus died.
Mary and Martha were very sad.
They cried.
Jesus heard about Lazarus.
He went to Mary and Martha's house.
He saw many friends crying.
Jesus was very sad. Jesus wept.
Jesus went to where Lazarus was buried.
Jesus prayed to God.
He cried with a loud voice, "Lazarus come forth."
Lazarus came out. Lazarus was alive!
Jesus made Lazarus alive!

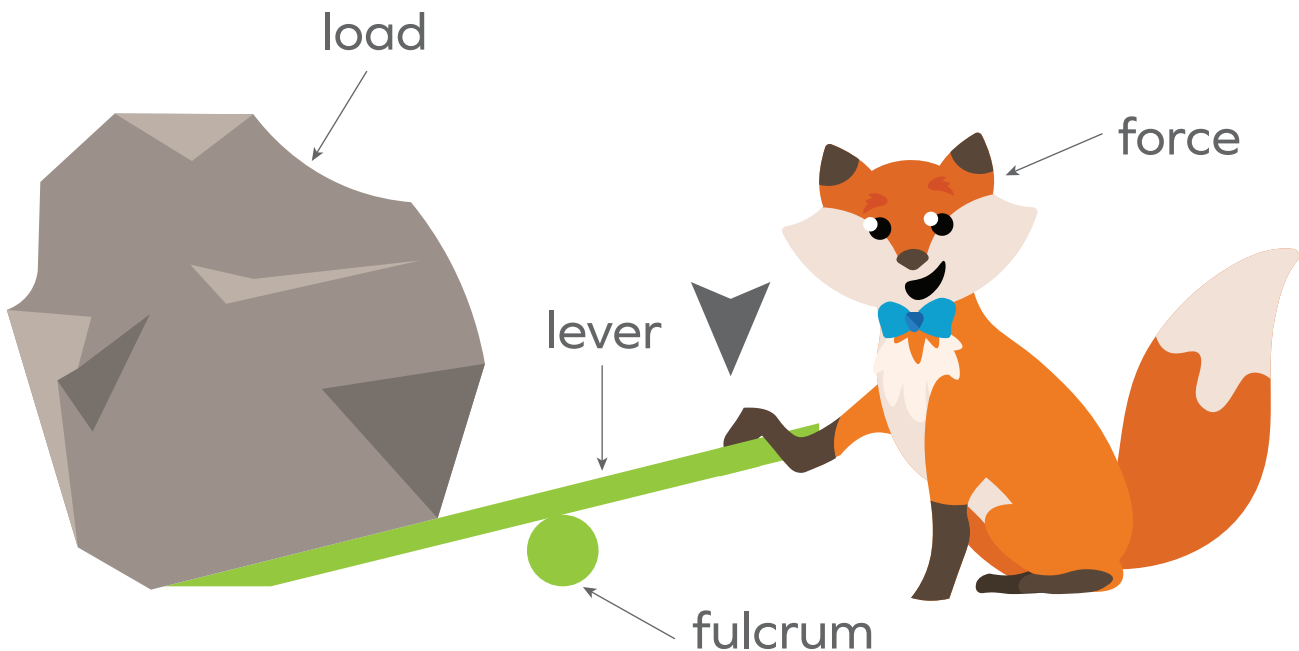


How Levers Work

A lever needs a force.
Filmora is the force.

A lever moves a load.
The rock is the load.

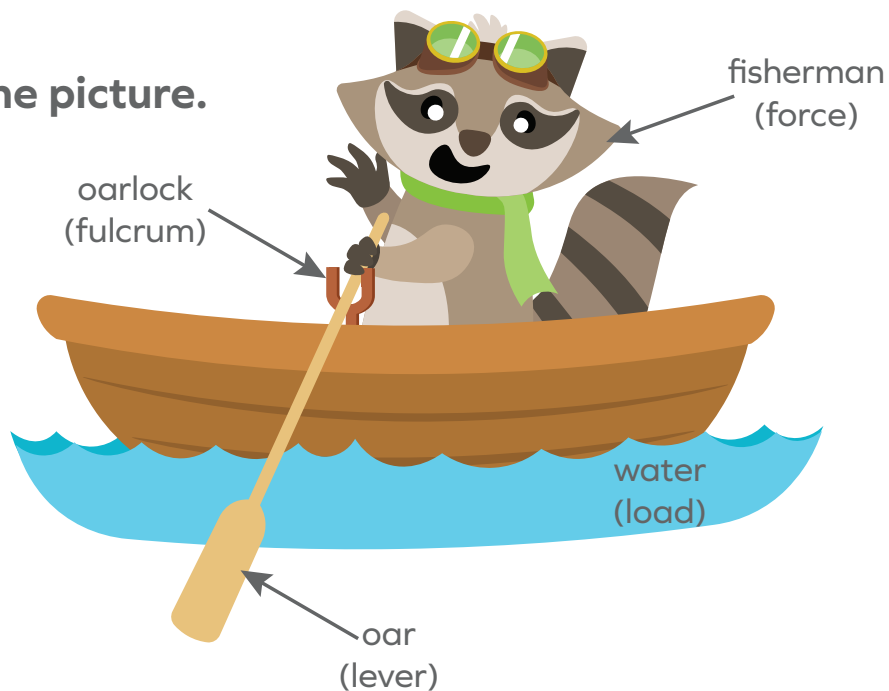
A lever needs a fulcrum.
The log is the fulcrum.



Can you show the force, the load, and the fulcrum on a teeter-totter or on a pump?



Look at the picture.



Write the words.

fisherman oar water oarlock

The _____ is a lever.

The _____ is the force.

The _____ is the load.

The _____ is the fulcrum.



Before you take the Self Test, study what you have read and done. The Self Test will check what you remember.

EXPLORING AMERICA WITH MAPS



Imagine that you and your family wanted to visit the exact middle of the 50 United States (including the states of Hawaii and Alaska). This spot is called the **geographic center**. Your family learns that this place is near the town of Belle Fourche (bell foosh), South Dakota. Unless you live near Belle Fourche, you probably do not know how to get to this town.

Maps help us find places. We can use maps to find out how to get to any city in the United States. Other helpful tools are the atlas and globe. We can use these things to find countries, cities, and oceans all around the world. In this LIFE·PAC®, you will learn more about maps and how to read them.



Maps of the 50 States

Look at the map of the United States. Most of the map is made up of 48 states. Black lines show the **borders** between states. The states of Alaska and Hawaii are pictured in the lower left corner. Hawaii and Alaska are not connected to the rest of the United States. Alaska is to the north by Canada. Hawaii is made up of several islands in the Pacific Ocean. They are both U.S. states, even though they are not attached to the other 48. The boxes on the map are not where the states are located in real life.

You will notice that Alaska looks about the same size as many of the states. Alaska is really much larger than the states of Texas or California. On the map, Hawaii does not look that much smaller than Alaska. But Hawaii is closer in size to the state of Massachusetts.



Count from 100 to 200. Write the missing numbers.

1.3

100		102		104			107		109
			113			116		118	
	121			124			127		
130		132			135	136			139
			143	144			147	148	
	151	152				156			159
160			163		165			168	
				174		176	177		179
	181		183		185				189
	191	192		194				198	
200									

1.4

Match.

- one hundred one ▶
- one hundred twenty-three ▶
- one hundred fifteen ▶
- one hundred forty-nine ▶
- one hundred eighty-three ▶
- one hundred four ▶
- one hundred seventy ▶
- two hundred ▶

Write in order.






- ◀ 104 _____
- ◀ 115 _____
- ◀ 170 _____
- ◀ 200 _____
- ◀ 123 _____
- ◀ 183 _____
- ◀ 101 _____
- ◀ 149 _____


Even and Odd Numbers





Write *odd* or *even*.


- 1.6** Odd numbers end in 1, 3, 5, 7, 9.
Even numbers end in 0, 2, 4, 6, 8.

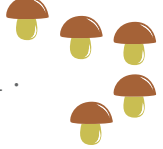
	Odd	Even
	1	
		2
	3	
		4
	5	
		6
	7	
		8
	9	
		10


One zebra is  _____ .


Two turtles are  _____ .


Three fish are  _____ .


Four ships are  _____ .


Five mushrooms are  _____ .

Six brushes are  _____ .

Seven triangles are  _____ .

Eight carrots are  _____ .

Nine faces are  _____ .

Ten stars are  _____ .

16 is _____ .


54 is _____ .

127 is _____ .

23 is _____ .

75 is _____ .


148 is _____ .



▶ **K-2 MATH & LANGUAGE ARTS**


SAMPLE PAGES

2 Circle the **top** of the ladder. Circle the **bottom** of the cup.



3 Count to to 5.

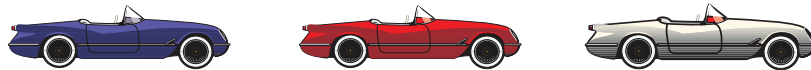
1



2



3



4




5




4 Trace and write 1.





1 Circle the student on the right. Put an X on the left hat.



2 Circle the correct number.



1
2
3



1
2
3





script


scr



scratch

The consonant blend **scr** is used at the beginning of a word.
The **scr** makes the sound we hear at the beginning of **scrap**.

- 1 Put a circle around each picture that starts with the sound of **scr**.



scrap



brush



screw



scratch



shrimp



script



scrunch



scram

2 Practice printing **Scr** with a capital **S**.

Scr


3 Practice printing **scr** with lower case letters.

scr

4 Draw a line from the word to the picture it matches.



scram



scratch

scrub



scrap



5 Write **yes** or **no** to the following questions.

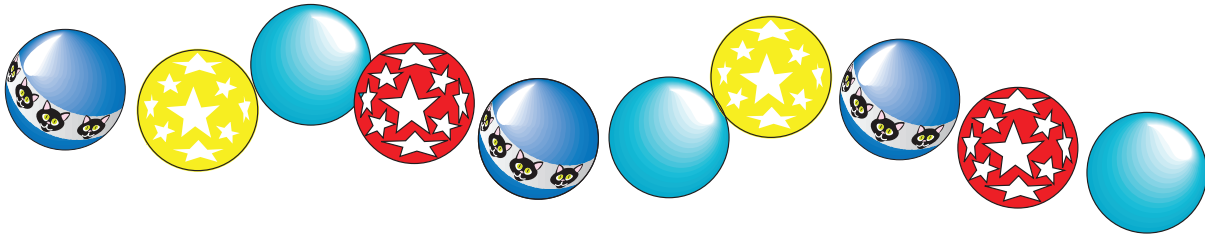
Can a man scruff?

Can you scrub a smell?


Can you scratch your scalp?

Can you scrub a van?

- 4 Count the balls. Put an X on the third (3) ball.
Circle the eighth (8) ball.




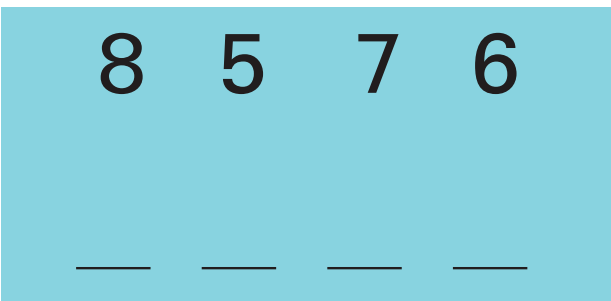
- 5 Count the fish. Put an X on the second (2) fish.



- 6 Write the missing numbers.




- 7 Write the numbers in order.




SETS

① Write the numbers 0–9.

② Draw a set of 5 X's.



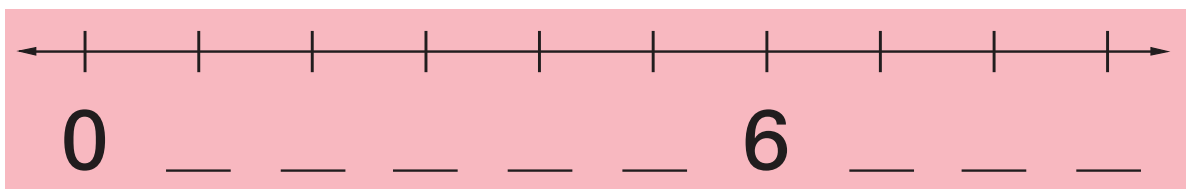
Draw a set of 10 circles.



③ Write the missing numbers by 1's.

1 ___ ___ 4 ___ 6 7
8 ___ 10 ___ 12 13 ___
15 ___ ___ 18 ___ 20 ___

④ Write the missing numbers on the number line.



Word List

remake

redo

rewrite

retie

reload


rewind

1. Jacob had to _____ his bed.


2. Joan needed to _____ her shoes.

3. Please _____ the clock.


4. I will _____ my letter to my grandma.



4 Draw lines to match the words with the pictures.



remake



rewrite



retie



rewind

3 Read each contraction. What letters are left out? Write the letter or letters that were left out on the line.


I'm _____

let's _____

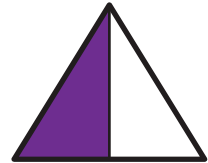
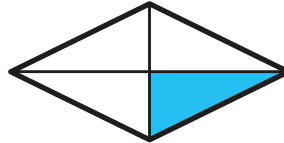
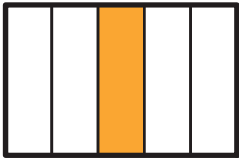
4 Write a sentence for each contraction.

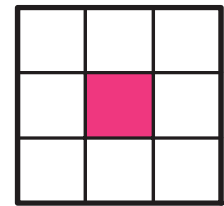
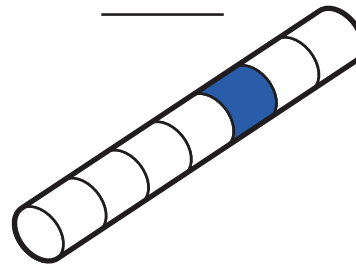
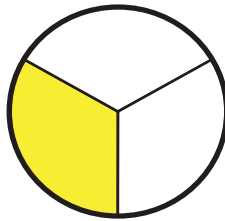
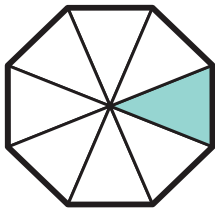
1. _____

2. _____



1 Write the fraction that shows what part is shaded.





2 Multiply to find the product.

X	2	4	7	3	0	6	8	9	5	10	1
5											

X	7	1	4	6	3	9	0	10	8	2	5
2											

3 Find the sum and check.

$$\begin{array}{r} 171 \\ 259 \\ +136 \\ \hline \end{array}$$

$$\begin{array}{r} 184 \\ 355 \\ +316 \\ \hline \end{array}$$

$$\begin{array}{r} 417 \\ 296 \\ +182 \\ \hline \end{array}$$

$$\begin{array}{r} 228 \\ 277 \\ +270 \\ \hline \end{array}$$

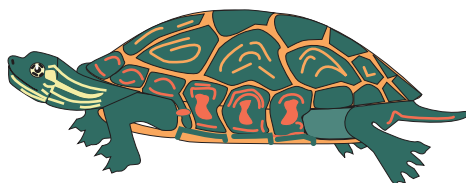
$$\begin{array}{r} 216 \\ 395 \\ +143 \\ \hline \end{array}$$

$$\begin{array}{r} 241 \\ 386 \\ +109 \\ \hline \end{array}$$

$$\begin{array}{r} 185 \\ 296 \\ +404 \\ \hline \end{array}$$

$$\begin{array}{r} 258 \\ 163 \\ +112 \\ \hline \end{array}$$


$$\begin{array}{r} 337 \\ 315 \\ +161 \\ \hline \end{array}$$



$$\begin{array}{r} 178 \\ 453 \\ +101 \\ \hline \end{array}$$

$$\begin{array}{r} 174 \\ 433 \\ +134 \\ \hline \end{array}$$

4 Write the value.



_____ ¢



_____ ¢

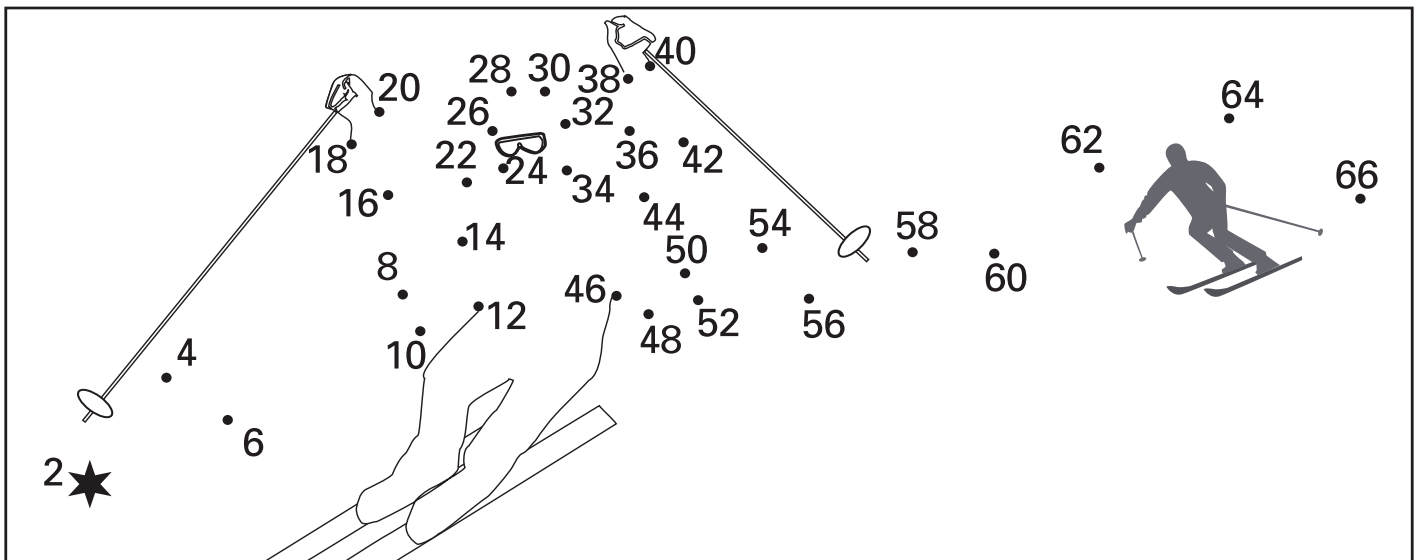


_____ ¢

5 Put an X on the numbers out of sequence.

603	606	609	614	615	618	620
624	627	631	633	635	639	642
645	646	651	654	657	662	663

6 Connect the dots counting by 2's.




In consonant digraph **kn**, the **k** is silent and **n** is pronounced as in **knife** and **knot** as in **know** and **knelt**.


In consonant digraph **wr**, the **w** is silent and the **r** is pronounced as in **wrong** and **write**.



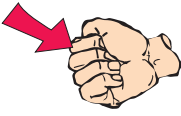
Circle and write the word that names the picture.



knob
knee
knew



wrist
wrench
wrong



knuckle
knead
knack




wreck
wren
wry



know
knock
knight



wreath
wriggle
write



knicker
knapsack
know



knockout
knoll
penknife



wrap
writing
wrinkle



knickknack
knock-knead
knew



wrestle
wrath
typewriter

Consonant Digraphs **kn**, **wr**, **wh**, **ng**, & **tch**

In consonant digraph *wh*, the *wh* makes the *hw* sound as in *what* and *when*.
In consonant digraph *ng*, the *ng* makes a blend of the *ng* sound as in *sing* and *rung*.
In consonant digraph *tch*, the *tch* makes the *ch* sound as in *itch* and *pitcher*. It always follows a short vowel.



Read each sentence. Underline the *wh*, *ng*, and *tch* digraphs.

1. When will the songbirds hatch?
2. Why is the patch so long?
3. What can we hitch to the spring?
4. Which of the singers can stay on pitch?
5. Where is the sketch of the king?
6. Somewhere the ring has a scratch.
7. The young butcher was nowhere to be found.
8. Watch the rope on the swing while it lengthens.
9. Bring a whistle to the soccer match.
10. There was a blotch on the wing of the bobwhite.
11. The men will stretch the gangplank from the ship to the wharf.
12. Butch will hang the whip near the light switch.
13. It will be hard to catch the strong whale.
14. It would be wrong to whack the man with a crutch.
15. The watchman followed the gang everywhere they went.

